

Series
VENTS VUE P3B EC



Air handling units with air capacity up to **430 m³/h**.
Heat recovery efficiency up to **85 %**

Application

The air handling units VUE P3B EC are the fully-featured ventilation units that ensure air filtration, fresh air supply and stale air extract.

Design

The casing is made of polymer-coated steel panels, internally filled with polyurethane foam layer 5 or 10 mm for heat- and sound-insulation.


Fans

High-efficient electronically-commutated (EC) motors with an external motor. The VUE 100 P3B EC A14, VUE 150 P3B EC A14 and VUE 250 P3B EC A14

are equipped with centrifugal impellers with forward curved blades. The VUE 350 P3B EC A14 are equipped with centrifugal impellers with backward curved blades.

Heat recovery

Enthalpy cross-flow heat exchanger with heat recovery efficiency up to 85%. The applied heat exchanger enables not only heat but also humidity recovery.

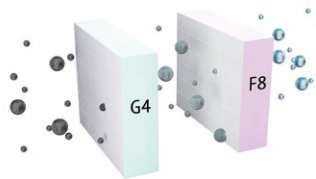


Bypass

The units are equipped with a bypass for summer ventilation (air cooling by the cool air from outside).

Air filtration

Two built-in panel filters with filtering class G4 and F8 provide efficient supply air filtration. Extract air is cleaned by the built-in G4 filter.



Control and automation

The VENTS VUE P3B EC A14 units have an integrated automation system with a wall-mounted control panel A14 with a LED indication. The units are equipped with a USB connector (Type B) and can be connected to a PC for configuring the advanced settings in a special software.



The standard delivery set includes a 10 m cable for connection of the unit to the control panel.

A14 automation functions:

- ▶ Turning the unit on/off.
- ▶ Unit performance control (selection of Low, Medium or High speed).
- ▶ Bypass damper opening and closing for summer ventilation.
- ▶ Alarm indication.
- ▶ Filter replacement notification.

Additional functions of the A14 automation with installed software

- ▶ Fan speed adjustment from 0 to 100 %.
- ▶ Each speed is individually adjusted for the supply and the extract fans.
- ▶ Operation control on feedback from the HV-2 duct humidity sensor (to be ordered separately).
- ▶ Unit operation setting according to the external relay (to be ordered separately).
- ▶ Temperature setting for heat exchanger frost protection system activation.
- ▶ Control and operation adjustment of the filter maintenance timer.
- ▶ Error code indication.
- ▶ Software version upgrading.
- ▶ External relay, bypass and humidity control.

Installation

Due to a low casing height the air handling units are a perfect solution for space-restricted installation above suspended ceilings.

Accessories for air handling units

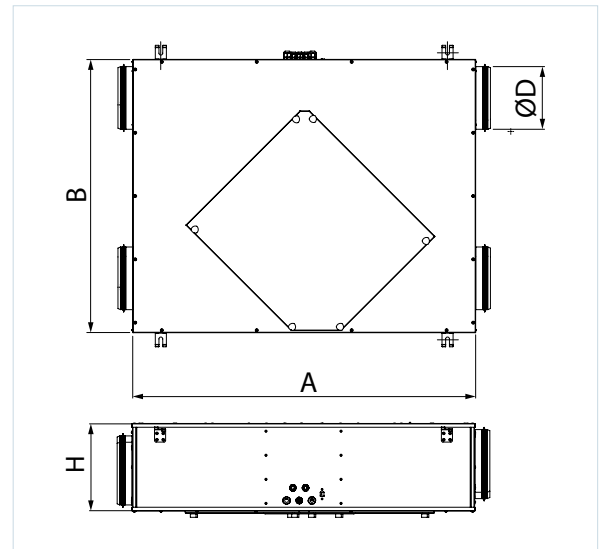
Model	G4 panel filter	F8 panel filter	Internal humidity sensor (0-10 V)	External CO ₂ sensor	External CO ₂ sensor with indication	External humidity sensor	Hydraulic kit	Air dampers	Electric actuator
VUE 100 P3B EC A14	SF 200x191x20 G4	SF 200x191x20 F8							KRV 100
VUE 150 P3B EC A14	SF 300x220x48 G4	SF 300x220x48 F8	HV-2	CO2-1	CO2-2	HR-S	SH-32		LF230
VUE 250 P3B EC A14	SF 300x270x48 G4	SF 300x270x48 F8							KRV 150

Designation key

Series	Rated air flow [m³/h]	Mounting type	Casing modification	Bypass	Motor type	Service side	Control panel
VENTS VUE	100; 150; 250; 350	P: suspended	3: low-profile unit	B: integrated bypass	EC: synchronous electronically commutated motor	L: left R: right	A14

Overall dimensions

Model	Dimensions [mm]			
	Ø D	A	B	H
VUE 100 P3B EC A14	99	600	481	207
VUE 150 P3B EC A14	99	854	704	222
VUE 250 P3B EC A14	149	854	704	227
VUE 350 P3B EC A14	149	1024	754	277

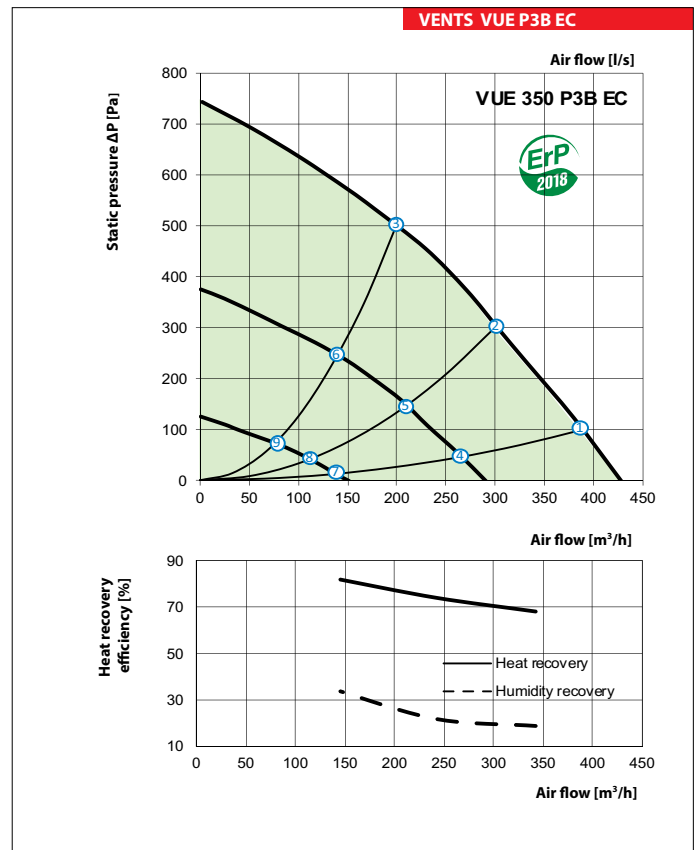
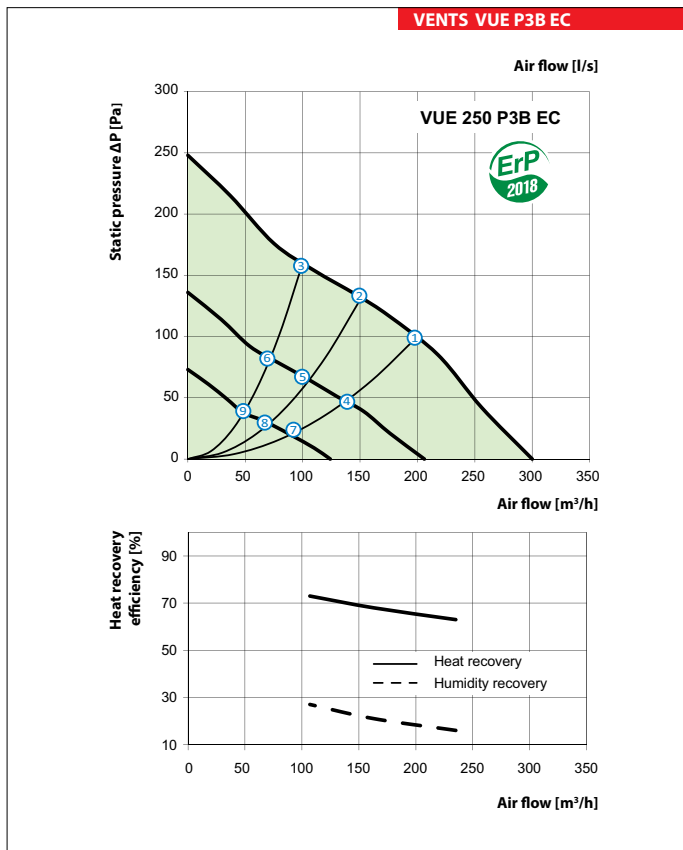
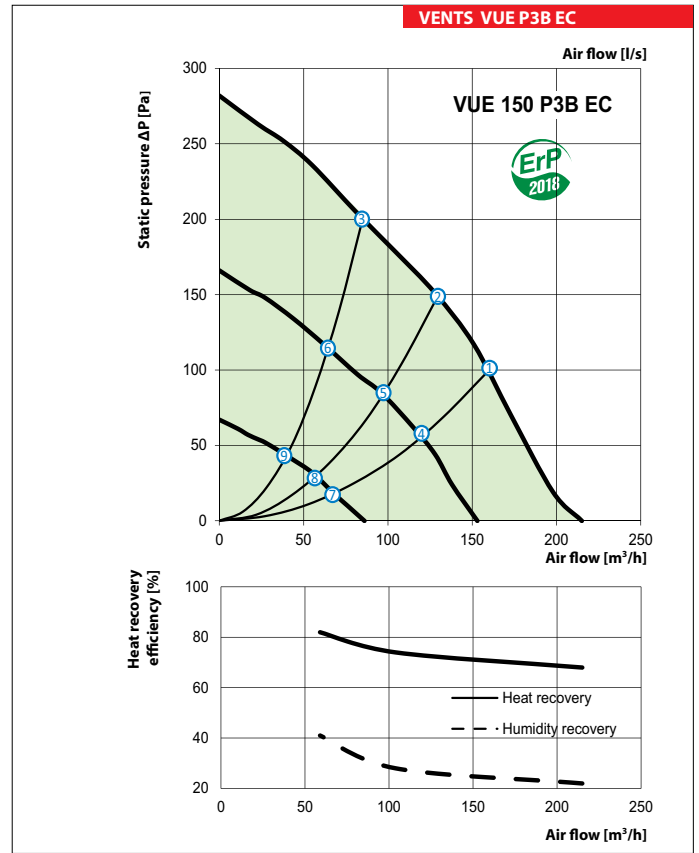
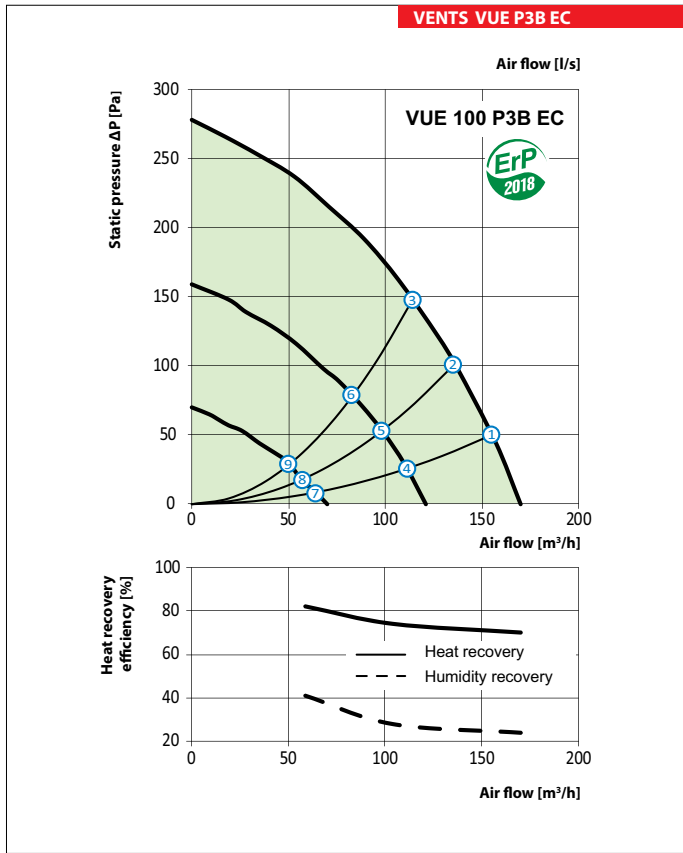


Technical data

Point	Unit power [W]			
	VUE 100 P3B EC A14	VUE 150 P3B EC A14	VUE 250 P3B EC A14	VUE 350 P3B EC A14
1	62	75	80	169
2	55	70	67	160
3	48	53	59	120
4	30	37	43	75
5	27	33	34	73
6	25	28	28	70
7	13	14	23	31
8	13	13	22	21
9	12	12	19	20

	VUE 100 P3B EC A14	VUE 150 P3B EC A14	VUE 250 P3B EC A14	VUE 350 P3B EC A14
Unit voltage [V /50(60) Hz]	1~230			
Maximum unit power [W]	66	83	84	171
Maximum unit current [A]	0.5	0.7	0.7	1.3
Maximum flow rate [m³/h]	170	215	300	430
Sound pressure level at 3 m distance [dBA]	30	32	36	46
Transported air temperature [°C]	-15...+40			
Casing material	painted steel			
Insulation	foamed polyurethane, 5 and 10 mm			
Extract filter	G4			
Supply filters	G4 and F8 (PM2.5 93 %)	G4 and F8 (PM2.5 93 %)	G4 and F8 (PM2.5 83 %)	G4 and F8 (PM2.5 87 %)
Connected air duct diameter [mm]	Ø 100	Ø 100	Ø 150	Ø 150
Heat recovery efficiency [%]	70 – 82	68 – 82	63 – 73	68 – 85
Humidity recovery efficiency [%]	24 – 41	22 – 41	16 – 27	19 – 34
Heat exchanger type	cross-flow			
Heat exchanger material	enthalpy			
Weight [kg]	17	26	29	42
SEC class	A	A	A	A

HEAT RECOVERY AIR HANDLING UNITS



Application

VENTS VUE P3B EC

