

# EPP plenum box for air valve

## FLX-PLO-EPP-F



### Description

The FLX-PLO-EPP-F plenum boxes are part of the FLX-REKU air distribution system designed for domestic mechanical ventilation systems, so-called the MVHR system, to which an air valve and FLX-HDPE / FLX-HDPE-A ducts with a diameter of Ø75 are mounted.

Due to their small size, they do not require much space or special installation. This allows achieving a larger usable floor area of the room.

The FLX-PLO-EPP-F plenum boxes are made of expanded polypropylene, i.e. EPP. The material used allows obtaining an aerodynamic shape of the inside of the box which leads to low air resistance.

#### Key features:

- EPP is an insulation material  $\lambda=0.0038$ , the wall thickness is about 8 to 31 mm.
- The profiled internal shape of the box reduces pressure drops
- "Double" FLX-HDPE duct fixing - the male connection spigot with a gasket on the inside and EPP casing on the outside
- The plenum boxes do not corrode
- Spigot ( $d_1$ ) for an air valve with graduation to be cut to size as required - 40, 60, or max. 80 mm.
- 2 installation methods - with 3 screws and wall plugs or with 17-25 mm-wide PB perforated tape

The FLX-PLO-EPP-F plenum boxes are equipped with TPE gasket on  $\varnothing d_2$  spigots as a standard - such connection with FLX-HDPE ducts is airtight and easy to make. For building residential ventilation systems in ATC2 (D) air-tightness class acc. to EN 17192:2018.

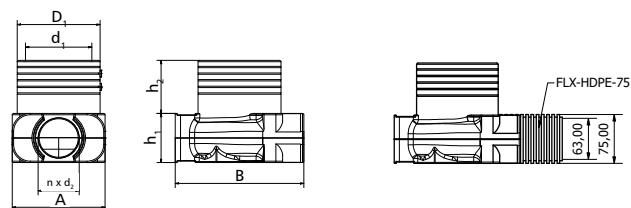
#### Product code example

Product code **FLX-PLO-EPP - 75 - 2 - 150 - F**

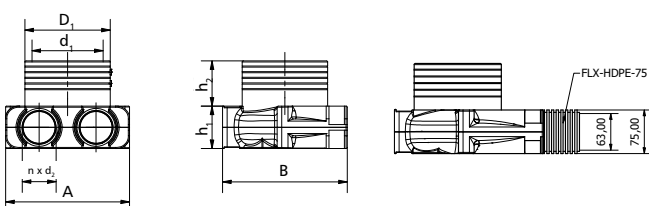
type	_____
diameter $\varnothing d_2$	_____
number of spigots n	_____
diameter $\varnothing d_1$	_____
female connection	_____

### Dimensions

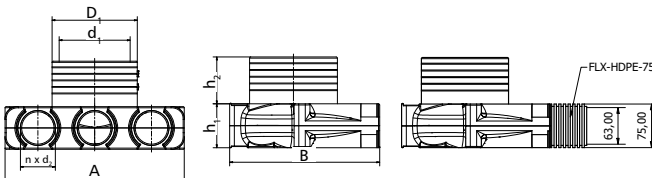
FLX-PLO-EPP-75-1-100-F



FLX-PLO-EPP-75-2-125-F



FLX-PLO-EPP-75-3-125-F / FLX-PLO-EPP-75-3-160-F



	A	B	$h_1$	$h_2$	$D_1$	$d_1$	n	$d_2$
	[mm]	[mm]	[mm]	[mm]	[mm]	[mm]	[szt.]	[mm]
FLX-PLO-EPP-75-1-100-F	134	194	75	80	125	100	1	63
FLX-PLO-EPP-75-2-125-F	217,5	219	75	80	155	125	2	63
FLX-PLO-EPP-75-3-125-F	315,5	256,2	75	80	155	125	3	63
FLX-PLO-EPP-75-3-160-F	315,5	256,2	75	80	190	160	3	63

Spigot ( $d_1$ ) for an air valve with graduation to be cut to size as required - 40, 60, or max. 80 mm



The profiled internal shape of the box reduces pressure drops



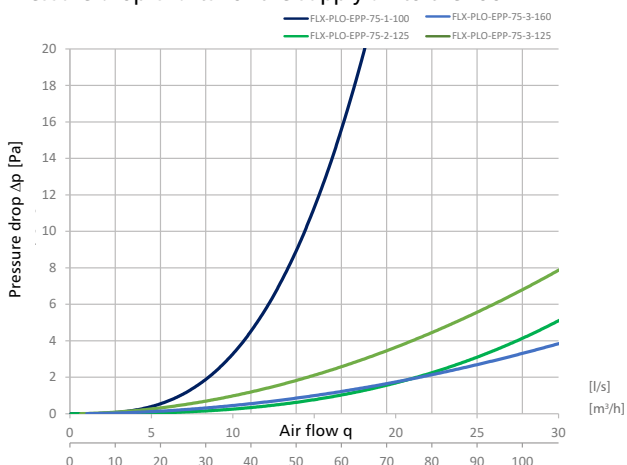
The FLX-CS-PVC end caps fit the  $\varnothing d_2$  connection spigots of FLX-PLO-EPP-F plenum boxes.



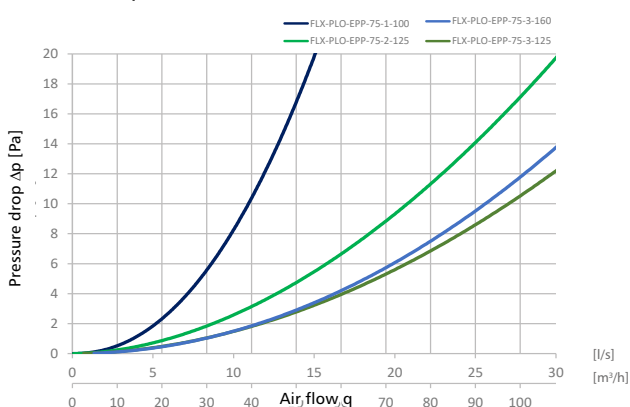
# EPP plenum box for air valve FLX-PLO-EPP-F

## Technical data

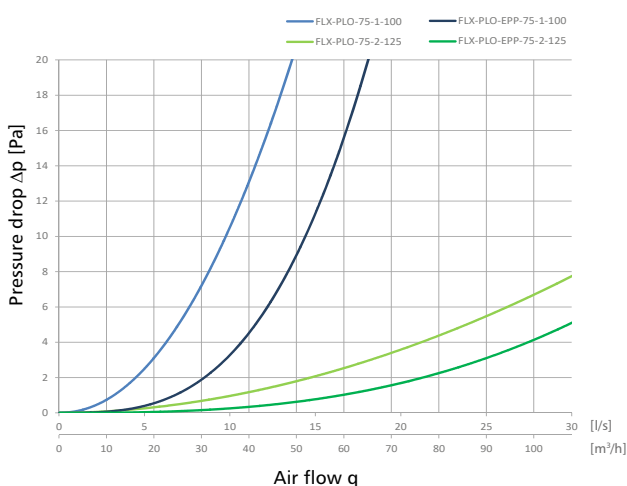
Pressure drop charts for the supply air to the room



Pressure drop charts for the extract air from the room



Comparison of a plenum box made of EPP and steel



Service temperature	-25°C do +80°C	PN-EN 17192:2019
Reaction to fire	E	EN 13501-1
Thermal conductivity	$\lambda = 0,0038 \text{ W/(m·K)}$	PN-EN 12664:2002
Microbial resistance	1a	Metoda A PN-EN ISO 846:2019

## Types of plenum boxes

FLX-PLO-EPP-F - female connection spigot  $\varnothing d_1$



## How order

FLX-PLO-EPP-d2-n-d1-F

- Type - FLX-PLO-EPP-F
- $d_2$  - FLX-HDPE-75 ducting diameter
- n - number of spigots for FLX-HDPE ducting (1, 2 or 3)
- $d_1$  - air valve diameter (100, 125 or 160mm)


You may also need:



EPP reduction 125 by 100 mm  
FLX-PLO-EPP-RC-125-100F



KN, KW Air valve



FLX-HDPE / FLX-HDPE-A Semi-rigid ducting



FLX-CS-PVC End caps